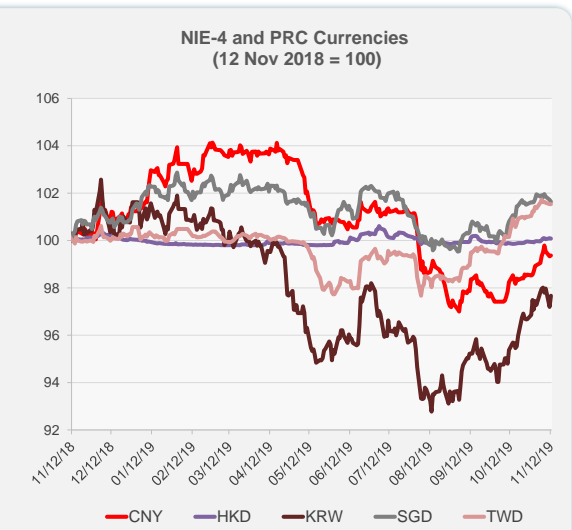
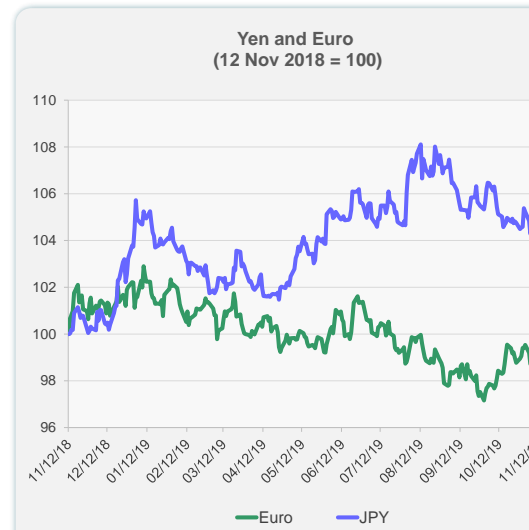
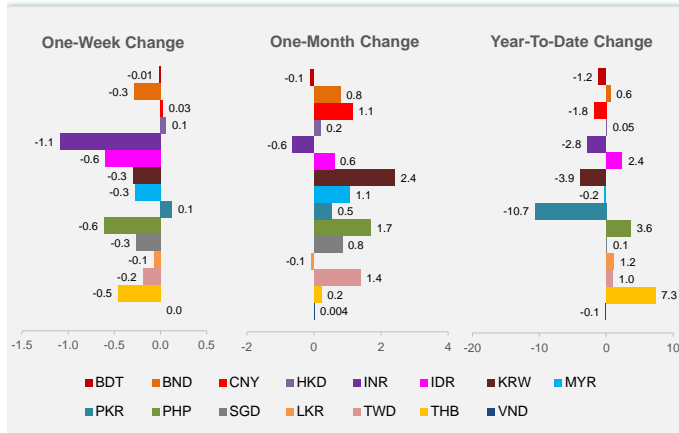
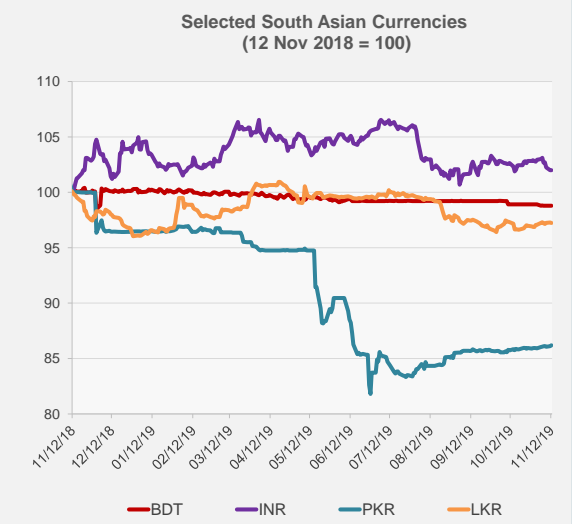
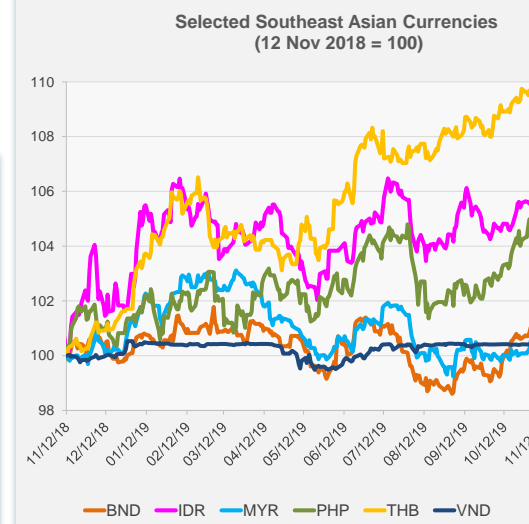


	Latest Closing	% change from Previous Day	% change from 01-Jan-19
Euro	0.91	-0.22	-3.98
Japanese yen (JPY)	109.01	0.04	0.67
Bangladeshi taka (BDT)	84.88	0.00	-1.18
Brunei dollar (BND)	1.36	-0.11	0.62
Chinese yuan (CNY)	7.01	0.03	-1.85
Hong Kong dollar (HKD)	7.83	-0.01	0.05
Indian rupee (INR)	71.47	0.00	-2.85
Indonesian rupiah (IDR)	14,054.00	0.10	2.39
Korean won (KRW)	1,160.95	0.49	-3.88
Malaysian ringgit (MYR)	4.14	0.04	-0.22
Pakistan rupee (PKR)	155.45	0.08	-10.67
Philippine peso (PHP)	50.73	0.26	3.65
Singapore dollar (SGD)	1.36	-0.08	0.10
Sri Lanka rupee (LKR)	180.76	-0.05	1.16
Taipei,China NT dollar (TWD)	30.42	0.00	0.96
Thai baht (THB)	30.33	0.05	7.32
Vietnamese dong (VND)	23,200.00	0.00	-0.11



NIE = Newly Industrialized Economies

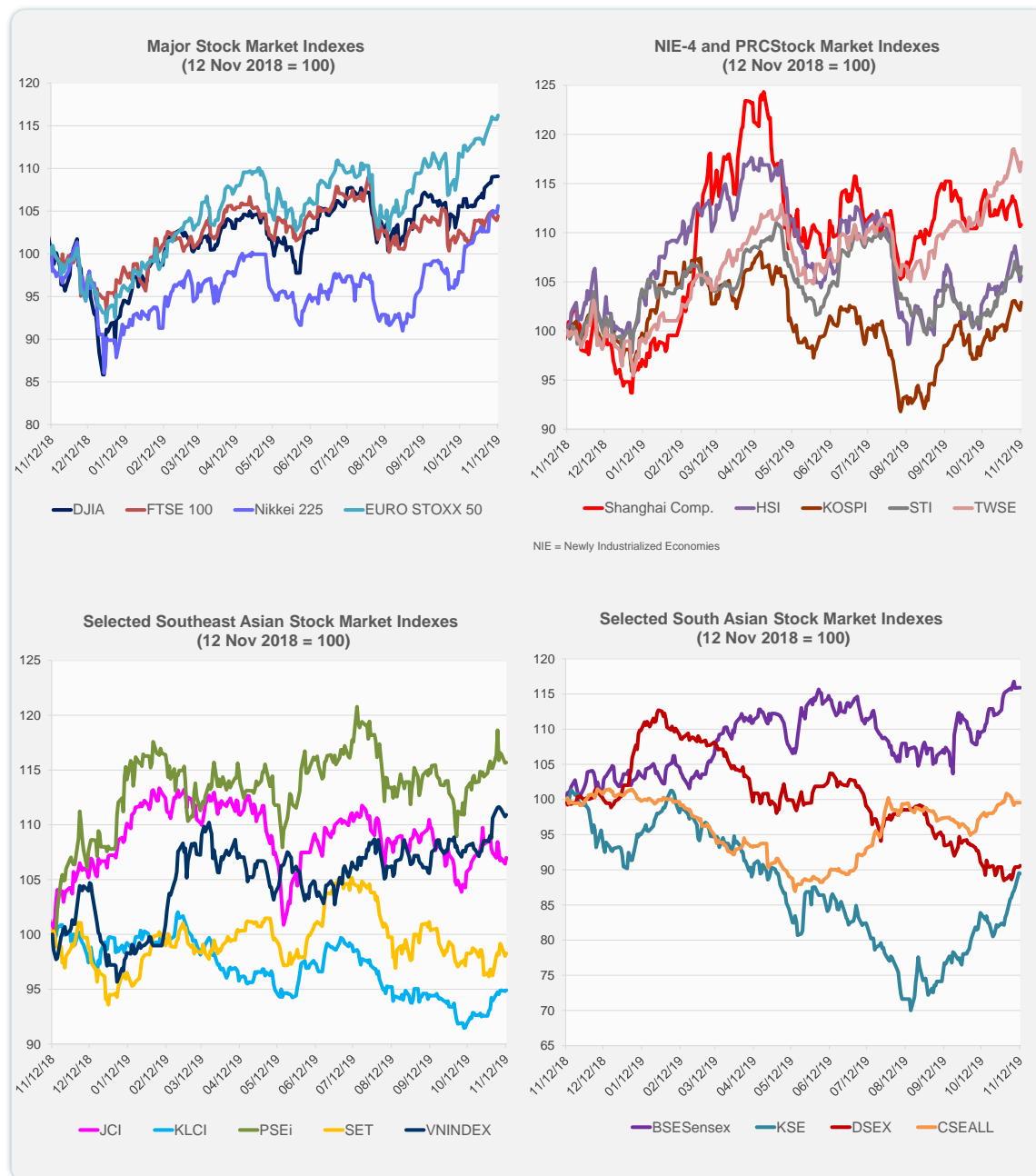
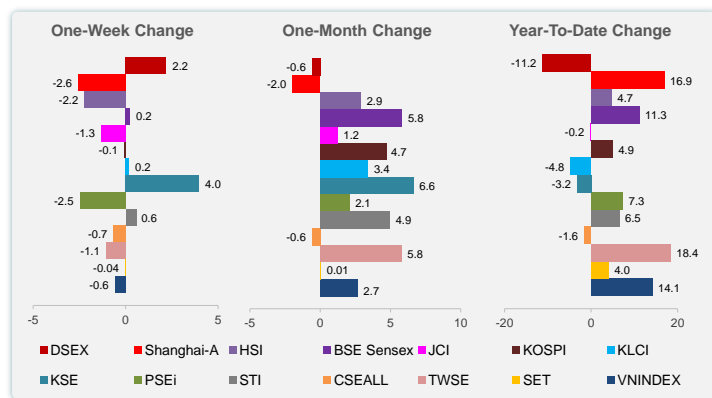


Note: Negative/Decreasing values indicate depreciation of local currency, and positive/increasing values indicate appreciation.
Source: Bloomberg.

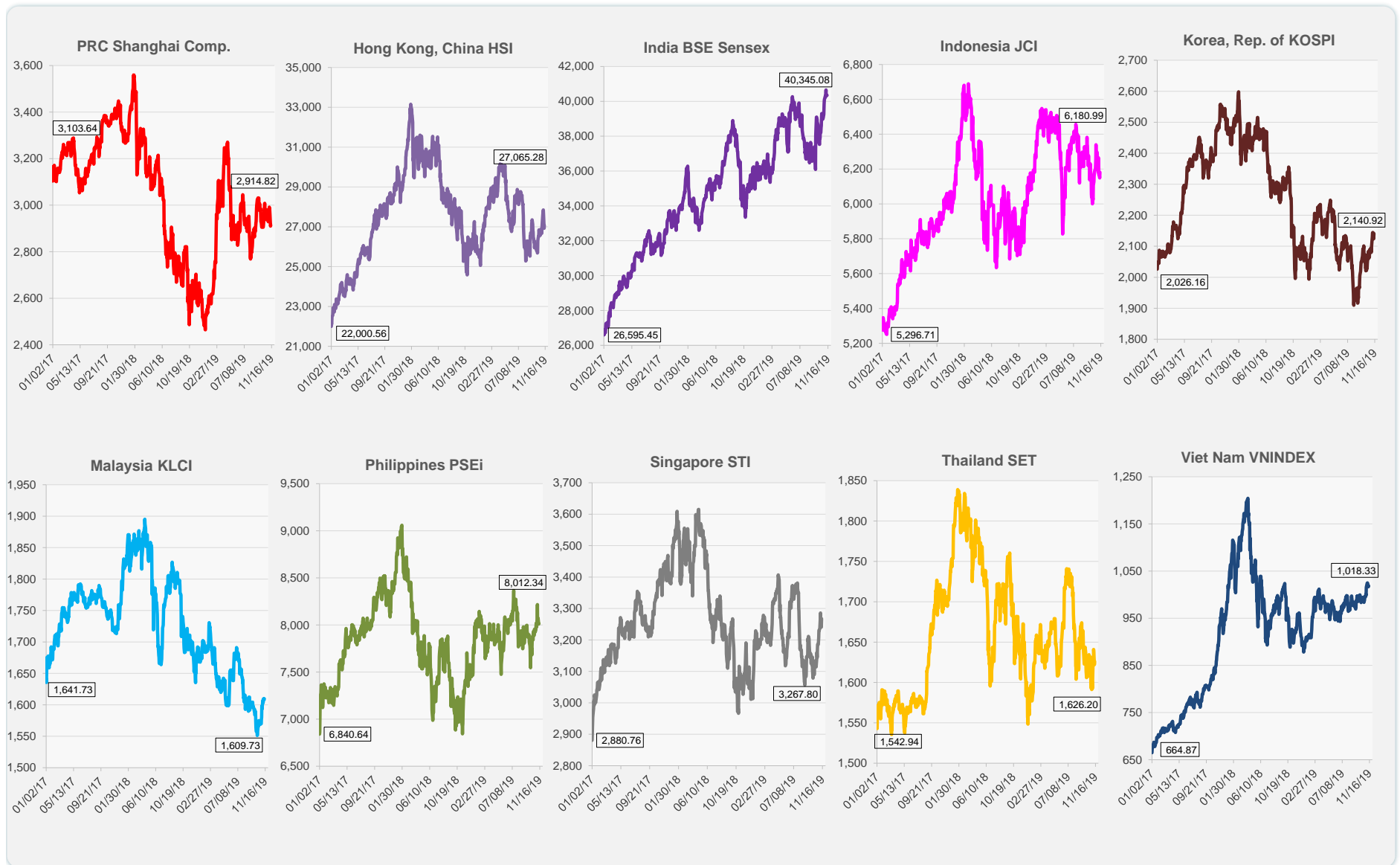


Source: Bloomberg.

	Latest Closing	% change from Previous Day	% change from 01-Jan-19
US Dow Jones Ind Avg	27,691.49	0.00	18.71
US NASDAQ	8,486.09	0.26	27.89
US S&P 500	3,091.84	0.16	23.34
UK FTSE 100	7,365.44	0.50	9.47
EURO STOXX 50	3,712.20	0.42	23.68
Japan NIKKEI 225	23,520.01	0.81	17.51
Bangladesh DSEX	4,781.48	0.20	-11.22
PRC Shanghai Comp.	2,914.82	0.17	16.88
Hong Kong, China HSI	27,065.28	0.52	4.72
India BSE Sensex	40,345.08	0.00	11.28
Indonesia JCI	6,180.99	0.52	-0.22
Korea, Rep. of KOSPI	2,140.92	0.79	4.89
Malaysia KLCI	1,609.73	0.10	-4.78
Pakistan KSE 100	36,765.56	-0.10	-3.24
Philippines PSEi	8,012.34	0.04	7.32
Singapore STI	3,267.80	0.84	6.49
Sri Lanka CSEALL	5,954.62	0.00	-1.62
Taipei, China TWSE	11,520.37	0.81	18.43
Thailand SET	1,626.20	0.25	3.98
Viet Nam VNINDEX	1,018.33	0.16	14.09



Source: Bloomberg.

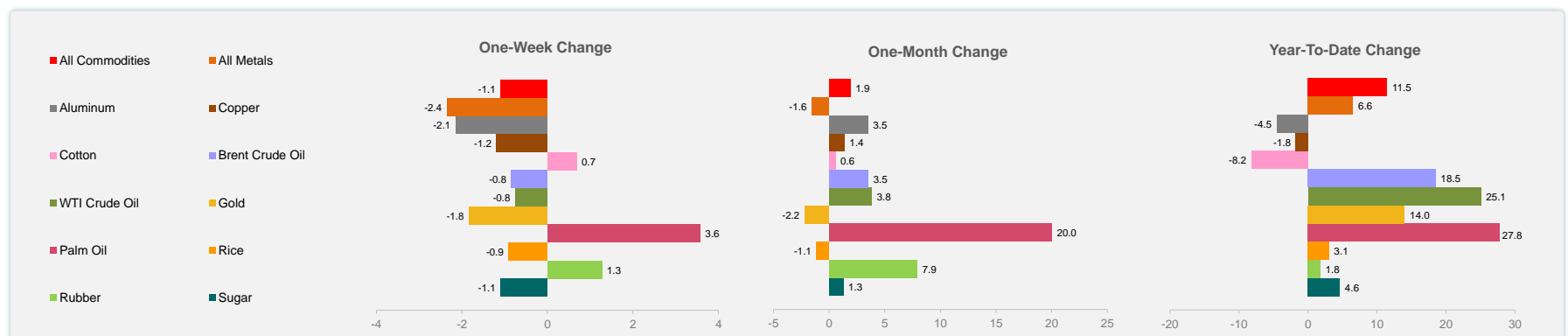
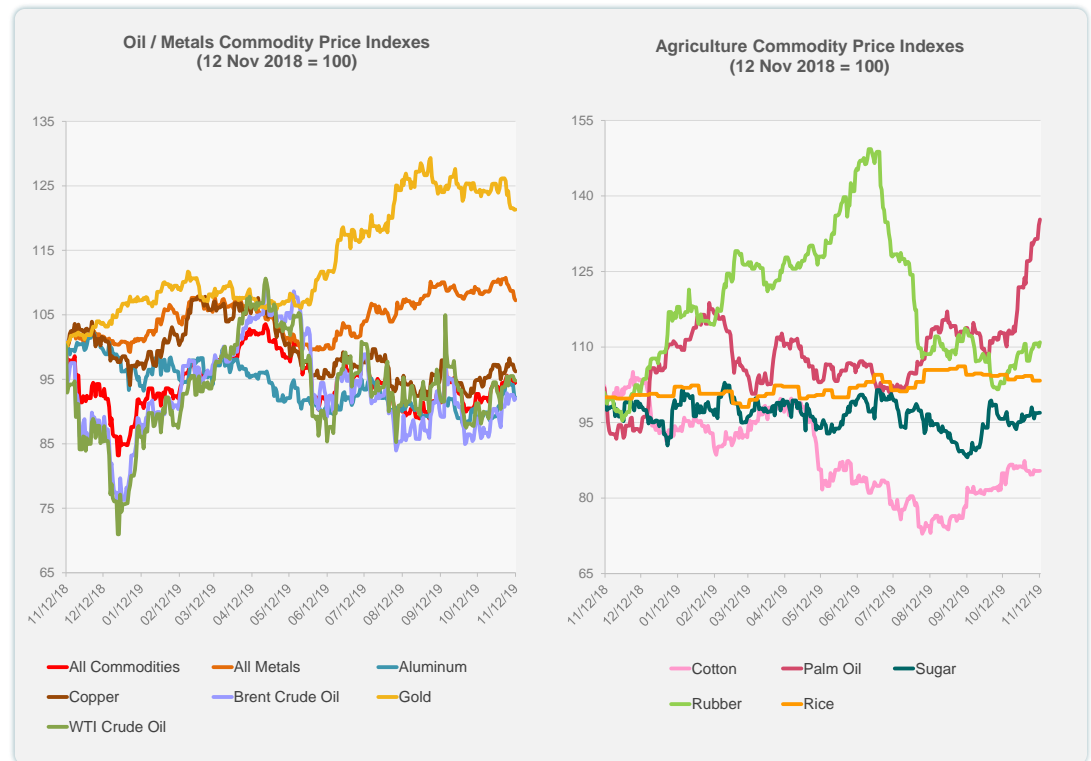


Source: Bloomberg.

	Unit	Latest Closing	% change from Previous Day	% change from 01-Jan-19
S&P All Commodities	US\$	417.32	0.19	11.48
S&P All Metals	US\$	217.64	-0.31	6.56
Aluminum	US\$/metric ton	1,778.00	-0.20	-4.55
Copper	US\$/metric ton	5,843.75	-0.26	-1.77
Cotton	US cents/lb	63.74	0.03	-8.22
Brent Crude Oil	US\$/barrel	62.60	0.30	18.52
WTI Crude Oil	US\$/barrel	56.80	-0.11	25.08
Gold	US\$/troy oz	1,456.35	0.03	14.04
Palm Oil	US\$/metric tonne	603.74	0.82	27.81
Rice ¹	US\$/metric ton	437.00	0.00	3.07
Rubber ²	US\$/kg	151.20	0.80	1.82
Sugar	US cents/lb	12.68	0.00	4.62

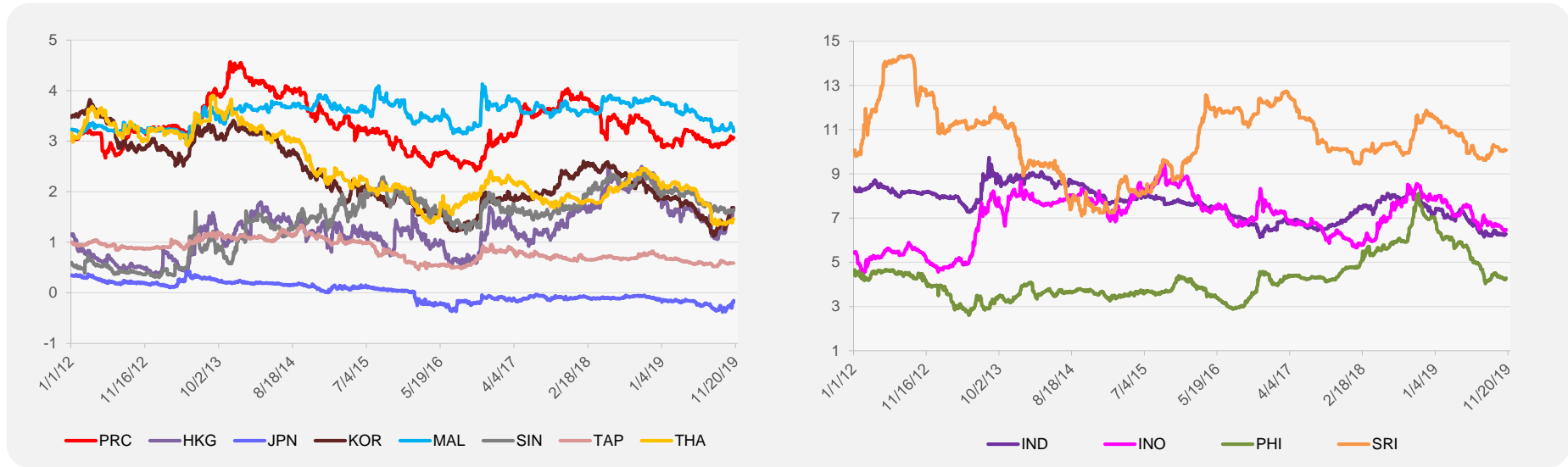
¹ Latest closing price from 6 November 2019.

² Singapore Exchange, Ribbed Smoked Sheet Rubber.

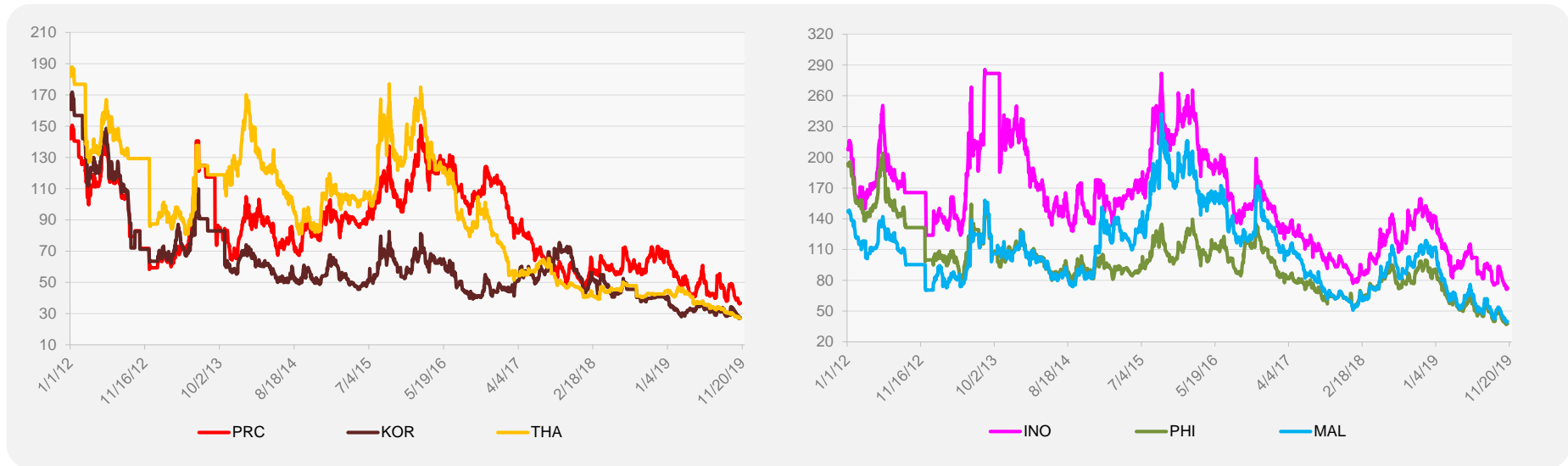


Source: Bloomberg.

5-YEAR LOCAL CURRENCY GOVERNMENT BOND YIELDS (%)



5-YEAR CREDIT DEFAULT SWAP¹



¹ In USD and based on sovereign bonds.
Source: Bloomberg.